




REPUBLIC OF THE PHILIPPINES
DEPARTMENT OF AGRICULTURE
PHILIPPINE COCONUT AUTHORITY

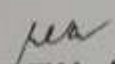
Elliptical Road, Diliman, Quezon City Tel. No.: 928-4501 to 09
P.O. Box 3386, Manila, TIN # 000724616
<http://www.pca.da.gov.ph>

BALANCE SHEET
As of September 30, 2012
(With corresponding figures for September 2011)
(In Philippine Peso)




ASSETS	2012		2011	
Current assets				
Cash	P	1,327,315,161	P	575,756,598
Receivables - net		227,167,361		196,875,270
Inventories		112,868,670		41,875,615
Prepayments		1,801,633		788,151
Other current assets		1,872,850		2,876,408
Total current assets		1,671,025,675		818,172,042
Non-current assets				
Investments		88,515		88,515
Property, plant and equipment, net		316,748,705		326,781,947
Other assets		717,948,451		715,686,140
Total non-current assets		1,034,785,671		1,042,556,602
TOTAL ASSETS	P	2,705,811,346	P	1,860,728,644
LIABILITIES AND EQUITY				
Current Liabilities				
Payable accounts	P	74,107,952	P	64,073,635
Inter-agency payables		66,177,344		70,201,521
Intra-agency payables		9,928,089		8,300,417
Other payables		23,925,090		26,789,507
Total current liabilities		174,138,475		169,365,080
Non - Current Liabilities				
Mortgage payable		198,701		1,136,025
Deferred credits		44,905,345		31,222,481
Total non - current liabilities		45,104,046		32,358,506
TOTAL LIABILITIES	P	219,242,521	P	201,723,586
EQUITY		2,486,568,825		1,659,005,058
TOTAL LIABILITIES AND EQUITY	P	2,705,811,346	P	1,860,728,644

Certified Correct:


SHIRLEY L. AQUINO
Chief, Accounting Division

Noted by:


SHIRLEY S. PASCUAL
Manager II, FMSSD





REPUBLIC OF THE PHILIPPINES
DEPARTMENT OF AGRICULTURE
PHILIPPINE COCONUT AUTHORITY

Elliptical Road, Diliman, Quezon City. Tel. No.: 928-4501 to 09
P.O. Box 3386, Manila. TIN # 000724616
<http://www.pca.da.gov.ph>

STATEMENT OF INCOME AND EXPENSES
For the Period Ending September 30, 2012
(With Corresponding Figures for September 2011)
(In Philippine Peso)

	2012	2011
INCOME		
Fees, permits and licenses	141,052,180	107,156,939
Service	11,129,442	12,448,868
Business	18,171,569	18,374,290
Other general income	43,031,699	40,150,122
Other income	7,024,312	6,582,000
Total income	220,409,202	184,712,218
EXPENSES		
Personal services	276,827,025	265,036,389
Maintenance and other operating expenses	255,161,778	119,170,478
Financial Expenses	81,839	254,171
Total expenses	532,070,642	384,461,038
LOSS FROM OPERATIONS	311,661,440	199,748,820
SUBSIDY FROM THE NATIONAL GOVERNMENT	1,111,672,000	269,957,500
INCOME AFTER SUBSIDY FROM NATIONAL GOVERNMENT	800,010,560	70,208,680





REPUBLIC OF THE PHILIPPINES
DEPARTMENT OF AGRICULTURE
PHILIPPINE COCONUT AUTHORITY

Edgely Road, Diliman, Quezon City. Tel. No. 928-4501 to 09
 P.O. Box 3386, Manila. TIN # 000724616
<http://www.pca.da.gov.ph>

Schedule A

SCHEDULE OF INCOME
For the Period Ending September 30, 2012
 (With Corresponding Figures for September 2011)
 (in Philippine Peso)

	2012	2011
Fees, permits and licenses		
Permit (PCA) fee	109,397,691	90,079,639
Transport permit fee	18,429,485	9,147,587
Chainsaw registration fee	2,003,894	3,329,346
Cutting permit fee	5,439,618	2,943,390
Filing processing fee	1,894,265	1,129,590
Seeding supplier registration fee	48,679	-
Interest and surcharges on PCA fee	3,242,779	26,722
Surcharges on chainsaw registration fee	364,511	500,665
Kukum-Dryer Repayments	15,000	-
Other Fees	216,258	-
	141,052,180	107,156,939
Service Income		
Inspection fees	1,854,922	1,970,206
Regulatory Fees - Fund 151		
Moisture Meter Fees	133,869	118,459
Registration Fees	8,098,939	9,032,331
Laboratory Analysis Fees	785,630	828,332
Certificate, Licenses and Processing Fees	9,300	103,398
Fines and Penalties	220,662	289,342
Export Processing Fee	25,920	106,800
	11,129,442	12,448,868
Business Income		
Income from Dormitory Operations	31,180	38,160
Rent/Lease Income	18,140,389	18,336,130
	18,171,569	18,374,290
Other General Income		
Other Business and Service Income		
Sale of Copra	6,869,757	5,766,881
Sale of Coco-by-products	712,513	477,692
Sale of Coco Seedlings	4,795,347	4,046,789
Sale of Inter crops	228,613	143,053
Sale of Coco Seednuts	5,592,036	6,460,103
Sale of Waste Materials	149,095	-
Sale of Confiscated/Seized Goods	130,788	-
Transfer of Technology	-	-
Analysis Fee-PTAL	1,210,540	503,049
Income from Reproduction/Karor	30,372	27,635
Dividend Income	-	1,090
Filing/Certification Fees	260,020	161,710
Seednuts Replacement	18,981,065	11,898,858
Other Fines and Penalties	158,172	8,988
Others	3,913,381	10,654,275
	43,031,899	40,150,122
Other Income		
Income from Grants and Donations	50,000	-
Interest Income	6,687,916	6,374,685
Gain on Foreign Exchange	29,469	-
Gain on Sale of Assets	256,927	207,315
Other Gains	-	-
	7,024,312	6,582,000
Total Income	220,409,202	184,712,218





REPUBLIC OF THE PHILIPPINES
DEPARTMENT OF AGRICULTURE
PHILIPPINE COCONUT AUTHORITY

Elliptical Road, Diliman, Quezon City Tel. No.: 928-4501 to 09
 P.O. Box 3386, Manila. TIN # 000724616
<http://www.pca.da.gov.ph>

Schedule B

SCHEDULE OF EXPENSES
For the Period Ending September 30, 2012
(With Corresponding Figures for September 2011)
 (In Philippine Peso)

Particulars	2012	2011
Personal services		
Salaries and wages	188,868,583	183,142,793
Other Compensation		
Personnel economic relief allowance (PERA)	16,039,420	16,925,428
Representation allowance (RA)	4,981,831	5,138,897
Transportation allowance (TA)	2,944,382	3,131,918
Clothing/Uniform Allowance	4,475,800	3,744,000
Honorarium	185,000	
Longevity pay	822,263	861,399
Overtime and night pay	864,590	711,841
Cash gift	2,241,075	2,351,125
Year-end bonus	10,061,796	9,756,921
Total other compensation	42,616,157	42,621,529
Personnel benefit contributions		
Life and retirement insurance contributions	21,618,056	21,099,250
Pag-IBIG contributions	781,050	815,800
Philhealth contributions	1,448,337	1,406,387
ECC contributions	777,833	814,352
Total personnel benefit contributions	24,625,276	24,135,789
Other personnel benefits		
Vacation and sick leave benefits	19,718,109	14,528,928
Loyalty award	873,000	530,000
Per diem of directors	95,900	19,500
Others	30,000	57,850
Total other personnel benefits	20,717,009	15,136,278
Total Personal Services	276,827,025	265,036,389
Maintenance and other operating expenses (MOOE)		
Traveling expenses		
Local	15,418,452	11,382,844
Foreign	215,151	
Total traveling expenses	15,633,603	11,382,844
Training and scholarship	6,179,993	2,181,069
Supplies expense		



Particulars	2012	2011
Office supplies	4,168,019	3,782,787
Medical, dental and laboratory expense	1,057,549	364,990
Gasoline, oil and lubricants	7,883,136	7,409,941
Agricultural and marine supplies	89,677,563	2,708,218
Accountable forms	349,752	35,360
Other supplies	1,522,859	1,786,997
Total supplies expense	104,658,878	16,088,293
Utility expense		
Water	1,740,857	1,687,646
Electricity	11,772,287	9,570,086
Fuel	2,460	4,163
Total utility expense	13,515,604	11,261,895
Communication expense		
Postage and deliveries	645,820	516,411
Telephone/Mobile	3,908,875	3,346,150
Internet	846,611	715,571
Cable, satellite, telegraph and radio	13,415	8,977
Total communication expense	5,414,722	4,587,109
Membership Dues & Contribution Expenses	500	
Awards, prizes and other claims	135,000	200,000
Advertising, promotional and marketing expense	268,720	192,752
Printing expense	548,116	239,482
Rent/lease expense	5,374,692	5,062,193
Representation expense	216,739	201,540
Transportation expense	2,599,006	1,233,670
Storage expense	-	1,136
Subscription expense	247,343	239,907
Professional services		
Legal services	25,400	13,700
Auditing services	3,311,841	421,941
Consultancy services	424,678	532,697
General/janitorial services	32,033,941	17,089,084
Security services	17,594,364	16,184,266
Other professional services	18,245,866	7,631,921
Total professional services	71,636,089	41,873,609
Repairs and maintenance		
Buildings and other structures	2,198,367	956,237
Other structures	259,511	77,172
Office equipment	366,446	304,891
Furniture and fixtures	60,350	
IT equipment	126,038	50,247
Machinery	5,500	
Agricultural and marine equipment	181,064	162,365

Particulars	2012	2011
Communication equipment	-	
Medical, dental and laboratory equipment	-	64,120
Technical and scientific machinery equipment	9,641	
Other machinery and equipment	39,187	46,722
Land transport equipment	2,487,799	2,375,145
Other property, plant and equipment	57,396	10,400
Total repairs and maintenance	5,791,299	4,047,299
Extraordinary and miscellaneous expense		
Extraordinary expense	916,659	702,522
Miscellaneous expense	78,767	140,823
Total extraordinary & miscellaneous expenses	995,427	843,345
Donation	2,500	1,500
Taxes, duties and premiums		
Taxes, duties and licenses	2,090,310	1,741,534
Fidelity bond premiums	449,897	393,830
Building insurance	782,358	779,768
Equipment insurance	186,641	264,522
Vehicle insurance	759,085	760,674
Flood/typhoon insurance	143,429	38,375
Total taxes, duties and premiums	4,411,720	3,978,703
Non-cash expense		
Bad debts expense	-	88,379
Depreciation expense	10,302,100	9,336,212
Total non-cash expenses	10,302,100	9,424,591
Losses	13,001	108,934
Other MOOE		
Athletic and social events	599,536	1,005,560
Duplication costs	124,249	120,356
Meetings and conferences	559,302	399,229
Survey and research expenses	392,284	213,984
Staple food expenses	2,757,521	2,952,359
Laundry expenses	-	81,796
Others	2,783,836	1,247,323
Total Other MOOE	7,216,728	6,020,607
Total MOOE	255,161,778	119,170,478
Financial expenses		
Interest expense	38,731	254,083
Bank charges	-	32
Other financial charges	43,108	56
Total financial expenses	81,839	254,171
Total Expenses	532,070,642	384,461,038