



REPUBLIC OF THE PHILIPPINES  
 OFFICE OF THE PRESIDENTIAL ASSISTANT  
 FOR FOOD SECURITY AND AGRICULTURAL MODERNIZATION  
**PHILIPPINE COCONUT AUTHORITY**

Elliptical Road, Diliman, Quezon City Tel. Nos. 928-4501 to 09  
 P.O. Box 3386, Manila TIN: 000724616  
 www.pca.da.gov.ph



**STATEMENT OF FINANCIAL POSITION**  
**As of June 30, 2015**  
 (With Corresponding Figures for June 30, 2014)  
 (In Philippine Peso)


<b>ASSETS</b>		<b>2015</b>		<b>2014</b>
<b>Current assets</b>				
Cash	P	3,447,270,970	P	5,076,882,755
Receivables - net		1,616,521,600		503,365,921
Inventories		183,073,761		189,668,491
Prepayments		8,660,707		5,297,400
Other current assets		2,848,850		15,405,920
<b>Total current assets</b>		<b>5,258,375,886</b>		<b>5,790,620,487</b>
<b>Non-current assets</b>				
Investments		88,515		88,515
Property, plant and equipment, net		575,285,109		432,220,130
Other assets		719,830,293		719,443,169
<b>Total non-current assets</b>		<b>1,295,203,917</b>		<b>1,151,751,814</b>
<b>TOTAL ASSETS</b>	<b>P</b>	<b>6,553,579,804</b>	<b>P</b>	<b>6,942,372,302</b>
<b>LIABILITIES AND EQUITY</b>				
<b>Current Liabilities</b>				
Payable accounts	P	300,202,286	P	212,059,211
Inter-agency payables		80,119,914		83,604,452
Intra-agency payables		9,253,414		8,344,002
Other payables		69,393,621		37,292,907
<b>Total current liabilities</b>		<b>458,969,234</b>		<b>341,300,572</b>
<b>Non - Current Liabilities</b>				
Mortgage payable		558,720		1,676,160
Deferred credits		122,342,351		89,508,556
<b>Total non - current liabilities</b>		<b>122,901,071</b>		<b>91,184,716</b>
<b>TOTAL LIABILITIES</b>	<b>P</b>	<b>581,870,305</b>	<b>P</b>	<b>432,485,287</b>
<b>EQUITY</b>		<b>5,971,709,499</b>		<b>6,509,887,014</b>
<b>TOTAL LIABILITIES AND EQUITY</b>	<b>P</b>	<b>6,553,579,804</b>	<b>P</b>	<b>6,942,372,302</b>

Certified Correct:

*Shirley L. Aquino*  
**SHIRLEY L. AQUINO**  
 Chief, Accounting Division

Noted:

*Shirley S. Pascual*  
**SHIRLEY S. PASCUAL**  
 Manager II, Finance Department



REPUBLIC OF THE PHILIPPINES  
OFFICE OF THE PRESIDENTIAL ASSISTANT  
FOR FOOD SECURITY AND AGRICULTURAL MODERNIZATION  
**PHILIPPINE COCONUT AUTHORITY**

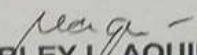
Elliptical Road, Diliman, Quezon City Tel. Nos. 928-4501 to 09  
P.O. Box 3386, Manila TIN: 000724616  
www.pca.da.gov.ph



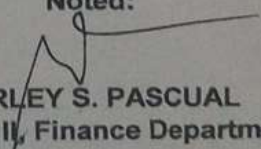
**STATEMENT OF FINANCIAL PERFORMANCE**  
For the Year Ended June 30, 2015  
(With Corresponding Figures for June 30, 2014)  
(In Philippine Peso)

	2015	2014
<b>INCOME</b>		
Fees, permits and licenses	176,062,972	107,912,742
Service	15,379,076	14,189,797
Business	15,495,192	13,664,187
Other general income	157,634	57,816
Other income	7,552,279	36,665,484
Total income	214,647,153	172,490,026
<b>EXPENSES</b>		
Personal services	108,650,393	143,163,657
Maintenance and other operating expenses	773,552,813	575,563,075
Financial Expenses	183,853	248,450
Total expenses	882,387,059	718,975,182
<b>LOSS FROM OPERATIONS</b>	667,739,906	546,485,156
<b>SUBSIDY FROM THE NATIONAL GOVERNMENT</b>	70,750,000	997,125,000
<b>LOSS AFTER SUBSIDY FROM NATIONAL GOVERNMENT</b>	<b>(596,989,906)</b>	<b>450,639,844</b>

Certified Correct:

  
**SHIRLEY L. AQUINO**  
Chief, Accounting Division

Noted:

  
**SHIRLEY S. PASCUAL**  
Manager II, Finance Department






REPUBLIC OF THE PHILIPPINES  
OFFICE OF THE PRESIDENTIAL ASSISTANT  
FOR FOOD SECURITY AND AGRICULTURAL MODERNIZATION  
**PHILIPPINE COCONUT AUTHORITY**

Elliptical Road, Diliman, Quezon City Tel. Nos. 928-4501 to 09  
P.O. Box 3386, Manila TIN: 000724616  
www.pca.da.gov.ph



**SCHEDULE OF INCOME**  
**For the Year Ended June 30, 2015**  
(With Corresponding Figures for June 30, 2014)  
(In Philippine Peso)

Particulars	2015	2014
<b>GENERAL AND SERVICE INCOME</b>		
<b>Fees, permits and licenses</b>		
Permit (PCA) fee	109,675,116	54,636,799
Transport permit fee	15,712,300	8,451,285
Chainsaw registration fee	2,648,400	2,870,100
Cutting permit fee	7,137,806	5,510,170
Filing processing fee	1,047,939	968,200
Seedling supplier registration fee	61,800	5,750
Interest and surcharges on PCA fee	26,258,588	16,655,064
Surcharges on chainsaw registration fee	318,785	178,704
Inspection fees	3,106,882	5,623,378
Moisture Meter Fees	95,103	100,234
Registration Fees	8,128,500	8,932,631
Laboratory Analysis Fees	502,000	608,606
Certificate, Licenses and Processing Fees	7,600	7,300
Fines and Penalties	544,784	315,195
Export Processing Fee	99,686	16,960
Other Fees	717,683	3,032,367
<b>Total Fees, permits and licenses</b>	<b>176,062,972</b>	<b>107,912,742</b>
<b>Service Income</b>		
Other Service Income		
Sale of Copra	4,194,772	4,179,249
Sale of Coco-by-products	432,205	781,834
Sale of Coco Seedlings	1,344,819	221,749
Sale of Intercrops	101,825	42,593
Sale of Coco Seednuts	744,337	1,541,815
Analysis Fee-PTAL	1,182,100	463,590
Filing/Certification Fees	1,083,450	159,960
Seednuts Replacement	5,004,650	6,258,700
Other Fines and Penalties	1,290,319	383,585
Others	-	158,734
<b>Total Service Income</b>	<b>15,379,078</b>	<b>14,189,797</b>
<b>Other General and Service Income</b>		
Proceeds from Confiscated/Seized Goods	-	3,322
Reproduction/Xerox Services	53,794	33,359
Dormitory Services	103,840	17,538
Income from Sale of Books	-	3,600
<b>Total Other General and Service Income</b>	<b>157,633.58</b>	<b>57,819</b>
<b>TOTAL GENERAL AND SERVICE INCOME</b>	<b>191,599,681</b>	<b>122,160,358</b>
<b>BUSINESS INCOME</b>		
Rent/Lease Income	15,495,192	13,664,187
	15,495,192	13,664,187
<b>OTHER INCOME</b>		
Income from Grants and Donations	895,700	33,828,254
Interest Income	5,750,912	2,828,337
Gain on Foreign Exchange	2	1
Gain on Sale of Assets	899,665	8,802
	7,546,279	36,665,494
<b>TOTAL INCOME</b>	<b>214,647,153</b>	<b>172,490,038</b>



REPUBLIC OF THE PHILIPPINES  
OFFICE OF THE PRESIDENTIAL ASSISTANT  
FOR FOOD SECURITY AND AGRICULTURAL MODERNIZATION  
**PHILIPPINE COCONUT AUTHORITY**

Elliptical Road, Diliman, Quezon City Tel. Nos. 928-4501 to 09  
P.O. Box 3386, Manila TIN: 000724616  
www.pca.da.gov.ph



**SCHEDULE OF EXPENSES**  
**For the Year Ended June 30, 2015**  
**(With Corresponding Figures for June 30, 2014)**  
**(In Philippine Peso)**

Particulars	2015	2014
<b>Personal services</b>		
Salaries and wages	75,524,757	110,356,981
Other Compensation		
Personnel economic relief allowance (PERA)	5,578,216	5,610,039
Representation allowance (RA)	2,827,274	2,685,294
Transportation allowance (TA)	1,459,351	1,407,531
Clothing/Uniform Allowance	2,280,000	2,285,000
Collective Negotiation Agreement (CNA)	-	-
Subsistence allowance	-	-
Productivity Incentive Bonus (PIB)	100,000	-
Anniversary Bonus	-	-
Productivity Enhancement Incentive (PEI)	-	-
Performance Bonus	858,880	-
Hazard Pay	-	3,302
Honorarium	-	-
Longevity pay	102,839	127,251
Overtime and night pay	924,801	1,095,489
Cash gift	1,165,000	1,142,500
Year-end bonus	6,321,996	6,116,120
Incentives - E.O. 366	344,032	-
Total other compensation	21,962,388	20,472,525
Personnel benefit contributions		
Life and retirement insurance contributions	8,426,221	8,329,842
Pag-IBIG contributions	261,200	261,353
Philhealth contributions	705,437	676,913
ECC contributions	260,402	263,774
Total personnel benefit contributions	9,653,260	9,531,881
Other personnel benefits		
Vacation and sick leave benefits	1,257,789	2,678,170
Counsel allowance	-	16,800
Per diem of directors	242,200	97,300
Total other personnel benefits	1,509,989	2,802,270



Particulars	2015	2014
<b>Total Personal Services</b>	108,650,393	143,163,657
<b>Maintenance and other operating expenses (MOOE)</b>		
Traveling expenses		
Local	13,315,303	15,627,802
Foreign	-	87,197
Total traveling expenses	13,315,303	15,714,999
Training and scholarship	4,618,780	5,475,182
Supplies expense		
Office supplies	4,248,978	6,797,247
Medical, dental and laboratory expense	863,841	630,286
Gasoline, oil and lubricants	41,836,664	25,462,833
Agricultural and marine supplies	345,371,544	301,489,576
Accountable forms	23,492	151,408
Other supplies	6,476,346	4,090,776
Total supplies expense	398,820,865	338,622,128
Utility expense		
Water	1,479,062	1,432,706
Electricity	7,565,393	7,517,529
Fuel	-	685
Total utility expense	9,044,455	8,950,920
Communication expense		
Postage and deliveries	756,470	718,682
Telephone/Mobile	2,945,897	3,042,631
Internet	493,846	407,271
Cable, satellite, telegraph and radio	2,860	1,680
Total communication expense	4,199,073	4,170,264
Awards, prizes and other claims	147,800	248,250
Advertising, promotional and marketing expense	83,093	165,040
Printing expense	180,455	128,170
Rent/lease expense	6,305,388	3,529,101
Representation expense	89,248	155,683
Transportation expense	10,289,080	7,660,866
Subscription expense	116,443	106,718
Professional services		
Legal services	500	2,100
Auditing services	627,874	383,808
Consultancy services	200,000	555,000
General/janitorial services	210,106,723	83,388,322
Security services	12,225,712	11,865,626
Other professional services	69,628,262	56,974,657

Particulars	2015	2014
Total professional services	292,789,072	153,169,514
Repairs and maintenance		
Buildings and other structures	5,823,538	1,110,382
Other structures	77,765	199,263
Office equipment	237,844	248,530
Furniture and fixtures	-	30,686
IT equipment	137,290	44,898
Machinery	120	15,285
Agricultural and marine equipment	97,480	62,734
Communication equipment	-	-
Medical, dental and laboratory equipment	38,300	27,843
Technical and scientific machinery equipment	-	-
Other machinery and equipment	73,713	37,370
Land transport equipment	2,430,110	1,700,962
Other property, plant and equipment	11,135	81,230
Total repairs and maintenance	8,927,295	3,559,182
Extraordinary and miscellaneous expense		
Extraordinary expense	249,166	734,233
Miscellaneous expense	8,674	2,946
Total extraordinary & miscellaneous expenses	257,840	737,179
Donation	5,696,915	5,518,819
Taxes, duties and premiums		
Taxes, duties and licenses	2,682,658	15,721,378
Fidelity bond premiums	433,214	710,612
Building insurance	986,714	937,439
Equipment insurance	-	14,331
Vehicle insurance	671,408	803,838
Flood/typhoon insurance	85,582	-
Total taxes, duties and premiums	4,859,576	18,187,598
Non-cash expense		
Depreciation expense	10,068,016	7,483,350
Total non-cash expenses	10,068,016	7,483,350
Losses	-	-
Other MOOE		
Athletic and social events	780,837	189,171
Duplication costs	24,840	179,048
Meetings and conferences	1,197,443	760,967
Survey and research expenses	161,759	66,028
Staple food expenses	-	-
Laundry expenses	-	-
Others	1,579,238	784,899
Total Other MOOE	3,744,117	1,980,114



<b>Particulars</b>	<b>2015</b>	<b>2014</b>
<b>Total MOOE</b>	<b>773,552,813</b>	<b>575,563,075</b>
<b>Financial expenses</b>		
Interest expense	57,846	165,423
Bank charges	300	83,027
<b>Total financial expenses</b>	<b>183,853</b>	<b>248,450</b>
<b>Total Expenses</b>	<b>882,387,059</b>	<b>718,975,182</b>