




REPUBLIC OF THE PHILIPPINES
DEPARTMENT OF AGRICULTURE
PHILIPPINE COCONUT AUTHORITY

Elliptical Road, Diliman, Quezon City Tel. No.: 928-4501 to 09
 P.O. Box 3386, Manila. TIN # 000724616

http://www.pca.da.gov.ph
BALANCE SHEET

As of June 30, 2012
 (With corresponding figures for June 2011)
 (In Philippine Peso)




ASSETS	2012	2011
Current assets		
Cash	P 1,256,825,024	P 525,271,524
Receivables - net	251,673,897	179,479,034
Inventories	60,437,366	40,140,136
Prepayments	1,762,599	741,132
Other current assets	1,855,850	2,781,610
Total current assets	1,572,554,737	748,413,436
Non-current assets		
Investments	88,515	88,515
Property, plant and equipment, net	313,530,567	327,014,534
Other assets	718,054,056	715,625,036
Total non-current assets	1,031,673,137	1,042,728,085
TOTAL ASSETS	P 2,604,227,874	P 1,791,141,521
LIABILITIES AND EQUITY		
Current Liabilities		
Payable accounts	P 109,749,923	P 61,471,802
Inter-agency payables	70,107,646	49,804,625
Intra-agency payables	10,112,506	8,504,817
Other payables	25,165,033	26,188,319
Total current liabilities	215,135,108	145,969,563
Non - Current Liabilities		
Mortgage payable	94,065	1,681,776
Deferred credits	44,915,071	29,044,804
Total non - current liabilities	45,009,135	30,726,580
TOTAL LIABILITIES	P 260,144,243	P 176,696,143
EQUITY	2,344,083,630	1,614,445,378
TOTAL LIABILITIES AND EQUITY	P 2,604,227,874	P 1,791,141,521

Certified Correct:

Shirley L. Aquino
SHIRLEY L. AQUINO
 Chief, Accounting Division

Noted by:

Shirley S. Pascual
SHIRLEY S. PASCUAL
 Manager II, FMSD






REPUBLIC OF THE PHILIPPINES
DEPARTMENT OF AGRICULTURE
PHILIPPINE COCONUT AUTHORITY

Elliptical Road, Diliman, Quezon City Tel. No.: 928-4501 to 09
P.O. Box 3386, Manila, TIN # 000724616
<http://www.pca.da.gov.ph>

STATEMENT OF INCOME AND EXPENSES
For the Period Ending June 30, 2012
(With Corresponding Figures for June 2011)
(In Philippine Peso)

	2012	2011
INCOME		
Fees, permits and licenses	81,000,812	65,680,701.00
Service	9,023,200	8,237,394.00
Business	11,998,452	12,359,228.00
Other general income	31,781,209	25,079,058.00
Other income	3,633,527	3,433,841.00
Total income	137,437,199	114,790,222
EXPENSES		
Personal services	178,507,454	173,702,379.00
Maintenance and other operating expenses	134,262,039	71,221,070.00
Financial Expenses	57,845	182,779.00
Total expenses	312,827,338	245,106,228
LOSS FROM OPERATIONS	175,390,139	130,316,006
SUBSIDY FROM THE NATIONAL GOVERNMENT	834,822,000	157,500,000
INCOME AFTER SUBSIDY FROM NATIONAL GOVERNMENT	659,431,861	27,183,994





REPUBLIC OF THE PHILIPPINES
DEPARTMENT OF AGRICULTURE
PHILIPPINE COCONUT AUTHORITY

Elliptical Road, Diliman, Quezon City Tel. No.: 928-4501 to 09
 P.O. Box 3386, Manila, TIN # 000724616
<http://www.pca.da.gov.ph>

Schedule A

SCHEDULE OF INCOME
For the Period Ending June 30, 2012
 (With Corresponding Figures for June 2011)
 (In Philippine Peso)

	2012	2011
Fees, permits and licenses		
Permit (PCA) fee	61,108,119	58,488,260
Transport permit fee	12,862,860	3,063,265
Chainsaw registration fee	1,606,122	2,193,836
Cutting permit fee	3,875,608	1,011,600
Filing processing fee	1,321,440	471,960
Interest on PCA fee	7,921	448,740
Surcharges on chainsaw registration fee	216,742	3,041
	81,000,812	65,680,701
Service Income		
Inspection fees	1,302,262	1,063,230
Regulatory Fees - Fund 151		
Moisture Meter Fees	68,094	87,777
Registration Fees	6,872,661	6,391,509
Laboratory Analysis Fees	568,230	556,332
Certificate, Licenses and Processing Fees	7,500	76,238
Fines and Penalties	183,344	62,308
Export Processing Fee	21,120	
	9,023,200	8,237,394
Business Income		
Income from Dormitory Operations	17,460	30,380
Rent/Lease Income	11,980,992	12,328,848
	11,998,452	12,359,228
Other General Income		
Other Business and Service Income		
Sale of Copra	4,456,093	3,186,102
Sale of Coco-by-products	183,710	369,190
Sale of Coco Seedlings	4,001,198	2,947,075
Sale of Intercrops	170,893	122,471
Sale of Coco Seednuts	4,480,369	4,481,538
Sale of Waste Materials	11,046	
Sale of Confiscated/Seized Goods	51,317	
Transfer of Technology	-	
Analysis Fee-PTAL	884,600	309,722
Income from Reproduction/Xerox	22,570	15,164
Dividend Income	-	1,080
Filing/Certification Fees	181,190	92,800
Seednuts Replacement	14,127,275	4,216,785
Other Fines and Penalties	8,051	7,346
Others	3,202,887	9,329,775
	31,781,209	25,079,088
Other Income		
Interest Income	3,427,948	3,294,642
Gain on Foreign Exchange	29,469	
Gain on Sale of Assets	176,110	139,199
Other Gains	-	
	3,633,527	3,433,841
Total Income	137,437,199	114,790,222





REPUBLIC OF THE PHILIPPINES
DEPARTMENT OF AGRICULTURE
PHILIPPINE COCONUT AUTHORITY

Elliptical Road, Diliman, Quezon City Tel. No.: 928-4501 to 09
 P.O. Box 3386, Manila, TIN # 000724616
<http://www.pca.da.gov.ph>

Schedule B

SCHEDULE OF EXPENSES
For the Period Ending June 30, 2012
(With Corresponding Figures for June 2011)
(In Philippine Peso)

Particulars	2012	2011
Personal services		
Salaries and wages	121,933,632	117,767,761
Other Compensation		
Personnel economic relief allowance (PERA)	10,776,131	11,343,078
Representation allowance (RA)	3,299,058	3,424,407
Transportation allowance (TA)	1,944,756	2,082,537
Clothing/Uniform Allowance	4,475,000	3,748,000
Honorarium	165,500	
Longevity pay	529,658	576,083
Overtime and night pay	775,932	579,844
Cash gift	2,331,040	2,350,000
Year-end bonus	9,970,876	9,746,851
Total other compensation	34,267,951	33,850,800
Personnel benefit contributions		
Life and retirement insurance contributions	13,934,570	13,532,840
Pag-IBIG contributions	515,550	542,400
Philhealth contributions	948,938	932,888
ECC contributions	512,186	541,155
Total personnel benefit contributions	15,911,244	15,549,283
Other personnel benefits		
Vacation and sick leave benefits	6,018,428	6,205,535
Loyalty award	280,000	315,000
Per diem of directors	81,200	14,000
Others	15,000	
Total other personnel benefits	6,394,628	6,534,535
Total Personal Services	178,507,454	173,702,379
Maintenance and other operating expenses (MOOE)		
Traveling expenses		
Local	8,172,667	6,567,995
Foreign	-	-
Total traveling expenses	8,172,667	6,567,995
Training and scholarship	2,843,500	1,570,009
Supplies expense		



Particulars	2012	2011
Medical, dental and laboratory equipment	-	1,800
Technical and scientific machinery equipment	-	
Other machinery and equipment	8,033	46,722
Land transport equipment	1,282,636	1,406,579
Other property, plant and equipment	45,666	10,400
Total repairs and maintenance	2,915,710	2,091,536
Extraordinary and miscellaneous expense		
Extraordinary expense	535,714	382,126
Miscellaneous expense	69,182	124,018
Total extraordinary & miscellaneous expenses	604,896	506,144
Donation	500	1,000
Taxes, duties and premiums		
Taxes, duties and licenses	1,146,028	1,080,011
Fidelity bond premiums	274,491	296,382
Building insurance	641,143	678,073
Equipment insurance	186,141	263,773
Vehicle insurance	404,071	492,863
Flood/typhoon insurance	143,429	38,375
Total taxes, duties and premiums	2,795,303	2,849,477
Non-cash expense		
Bad debts expense	-	58,919
Depreciation expense	6,798,302	6,216,034
Total non-cash expenses	6,798,302	6,274,953
Losses	-	50,094
Other MOOE		
Athletic and social events	106,993	22,298
Duplication costs	66,998	73,572
Meetings and conferences	409,548	263,136
Survey and research expenses	266,694	106,000
Staple food expenses	1,846,542	1,929,703
Laundry expenses	-	47,074
Others	1,419,983	870,103
Total Other MOOE	4,116,758	3,311,886
Total MOOE	134,262,039	71,221,070
Financial expenses		
Interest expense	57,832	182,692
Bank charges	-	32
Other financial charges	12	55
Total financial expenses	57,845	182,779
Total Expenses	312,827,338	245,106,228

Particulars	2012	2011
Office supplies	2,917,303	2,089,371
Medical, dental and laboratory expense	384,279	250,718
Gasoline, oil and lubricants	4,774,552	4,370,728
Agricultural and marine supplies	41,574,487	1,635,765
Accountable forms	228,882	34,040
Other supplies	725,323	1,181,331
Total supplies expense	50,604,827	9,561,953
Utility expense		
Water	1,047,406	952,829
Electricity	6,859,404	5,560,362
Fuel	1,780	4,163
Total utility expense	7,908,590	6,517,354
Communication expense		
Postage and deliveries	361,989	296,480
Telephone/Mobile	2,004,759	2,043,451
Internet	634,010	462,884
Cable, satellite, telegraph and radio	10,780	8,432
Total communication expense	3,011,538	2,811,247
Membership Dues & Contribution Expenses	500	
Awards, prizes and other claims	-	200,000
Advertising, promotional and marketing expense	84,282	125,836
Printing expense	337,781	127,831
Rent/lease expense	3,395,925	3,059,885
Representation expense	112,933	56,752
Transportation expense	1,021,589	795,158
Storage expense	-	1,080
Subscription expense	139,831	115,874
Professional services		
Legal services	15,550	13,650
Auditing services	209,419	272,745
Consultancy services	260,000	337,696
General/janitorial services	19,463,978	9,497,499
Security services	10,094,037	10,084,360
Other professional services	9,353,624	4,419,056
Total professional services	39,396,609	24,625,006
Repairs and maintenance		
Buildings and other structures	1,013,499	417,770
Office equipment	275,493	144,912
Furniture and fixtures	22,100	
IT equipment	89,243	25,208
Machinery	5,500	
Agricultural and marine equipment	114,640	38,145
Communication equipment	-	