



REPUBLIC OF THE PHILIPPINES  
**DEPARTMENT OF AGRICULTURE**  
**PHILIPPINE COCONUT AUTHORITY**

Elliptical Road, Diliman, Quezon City Tel. No.: 928-4501 to 09  
 P.O. Box 3386, Manila, TIN # 000724610  
<http://www.pca.da.gov.ph>




**BALANCE SHEET**  
**For the Month Ended March 31, 2014**  
 (With Corresponding Figures for March 2013)  
 (In Philippine Peso)

<b>ASSETS</b>	<b>2014</b>		<b>2013</b>	
<b>Current assets</b>				
Cash	P	4,160,089,122	P	1,623,314,680
Receivables - net		1,039,973,816		230,597,998
Inventories		190,373,422		137,260,491
Prepayments		2,081,670		1,757,231
Other current assets		15,405,920		1,896,850
<b>Total current assets</b>		<b>5,407,923,950</b>		<b>1,994,827,250</b>
<b>Non-current assets</b>				
Investments		88,515		88,515
Property, plant and equipment, net		394,674,987		345,652,926
Other assets		719,356,441		720,452,483
<b>Total non-current assets</b>		<b>1,114,119,943</b>		<b>1,066,193,924</b>
<b>TOTAL ASSETS</b>	<b>P</b>	<b>6,522,043,893</b>	<b>P</b>	<b>3,061,021,174</b>
<b>LIABILITIES AND EQUITY</b>				
<b>Current Liabilities</b>				
Payable accounts	P	328,674,018	P	170,641,416
Inter-agency payables		76,333,045		57,833,515
Intra-agency payables		11,721,033		10,803,198
Other payables		31,914,853		23,159,922
<b>Total current liabilities</b>		<b>448,642,950</b>		<b>262,438,051</b>
<b>Non - Current Liabilities</b>				
Mortgage payable		1,955,520		2,793,600
Deferred credits		90,488,649		52,825,179
<b>Total non - current liabilities</b>		<b>92,444,169</b>		<b>55,618,779</b>
<b>TOTAL LIABILITIES</b>	<b>P</b>	<b>541,087,119</b>	<b>P</b>	<b>318,056,830</b>
<b>EQUITY</b>		<b>5,980,956,774</b>		<b>2,742,964,344</b>
<b>TOTAL LIABILITIES AND EQUITY</b>	<b>P</b>	<b>6,522,043,893</b>	<b>P</b>	<b>3,061,021,174</b>

Certified Correct:

  
**MARIA MONICA L. PACIS**  
 OIC - Accounting Division

Noted:

  
**MADELEINE M. CORPUZ**  
 OIC - Finance Department





REPUBLIC OF THE PHILIPPINES  
**DEPARTMENT OF AGRICULTURE**  
**PHILIPPINE COCONUT AUTHORITY**

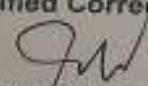
Elliptical Road, Diliman, Quezon City Tel. No.: 928-4501 to 09  
P.O. Box 3386, Manila, TIN # 000724616  
<http://www.pca.da.gov.ph>




**STATEMENT OF INCOME AND EXPENSES**  
For the Month Ended March 31, 2014  
(With Corresponding Figures for March 2013)  
(In Philippine Peso)

	2014	2013
<b>INCOME</b>		
Fees, permits and licenses		
Service	54,903,038	66,393,372
Business	6,319,447	13,947,819
Other general income	6,788,835	2,256,949
Other income	44,099	67,744
<b>Total income</b>	<b>34,683,848</b>	<b>293,644</b>
	<b>102,739,267</b>	<b>82,959,528</b>
<b>EXPENSES</b>		
Personal services	65,654,880	106,709,525
Maintenance and other operating expenses	115,357,552	98,463,868
Financial Expenses	13,271	22,906
<b>Total expenses</b>	<b>181,025,703</b>	<b>205,196,299</b>
<b>LOSS FROM OPERATIONS</b>	<b>(78,286,435)</b>	<b>122,236,771</b>
<b>SUBSIDY FROM THE NATIONAL GOVERNMENT</b>	<b>-</b>	<b>820,408,341</b>
<b>INCOME AFTER SUBSIDY FROM NATIONAL GOVERNMENT</b>	<b>(78,286,435)</b>	<b>698,171,570</b>

Certified Correct:

  
MARIA MONICA L. PACIS  
OIC - Accounting Division

Noted:

  
MADELEINE M. CORPUZ  
OIC - Finance Department





REPUBLIC OF THE PHILIPPINES  
**DEPARTMENT OF AGRICULTURE**  
**PHILIPPINE COCONUT AUTHORITY**

Elliptical Road, Diliman, Quezon City Tel. No.: 928-4501 to 09  
 P.O. Box 3386, Manila, TIN # 000724616  
<http://www.pca.da.gov.ph>



**SCHEDULE OF INCOME**  
**For the Month Ended March 31, 2014**  
 (With Corresponding Figures for March 2013)  
 (In Philippine Peso)

GENERAL AND SERVICE INCOME	2014	2013
<b>Fees, permits and licenses</b>		
Permit (PCA) fee	27,759,673	45,853,493
Transport permit fee	4,717,200	6,801,100
Chainsaw registration fee	1,067,750	1,630,500
Cutting permit fee	2,536,330	1,818,145
Filing processing fee	467,900	808,600
Seedling supplier registration fee	3,650	11,800
Interest and surcharges on PCA fee	8,311,867	1,698,145
Surcharges on chainsaw registration fee	85,460	166,975
Kukum Dryer Repayments	-	-
Inspection fees	3,255,176	620,348
Moisture Meter Fees	57,089	80,153
Registration Fees	4,405,153	5,437,179
Laboratory Analysis Fees	392,006	417,376
Certificate, Licenses and Processing Fees	4,000	44,906
Fines and Penalties	86,942	86,523
Export Processing Fee	9,280	12,481
Other Fees	1,743,762	905,549
<b>Total Fees, permits and licenses</b>	<b>64,903,038</b>	<b>86,393,372</b>
<b>Service Income</b>		
Other Service Income		
Sale of Copra	1,403,057	971,094
Sale of Coco-by-products	266,354	510,321
Sale of Coco Seedlings	78,439	505,754
Sale of Intercrops	38,033	113,603
Sale of Coco Seednuts	544,094	2,219,904
Sale of Waste Materials	-	-
Transfer of Technology	-	-
Analysis Fee-PTAL	378,970	980,847
Filing/Certification Fees	89,210	66,630
Seednuts Replacement	3,450,350	7,315,970
Other Fines and Penalties	19,982	4,115
Others	50,950	1,259,580
<b>Total Service Income</b>	<b>6,319,447</b>	<b>13,947,818</b>
<b>Other General and Service Income</b>		
Proceeds from Confiscated/Seized Goods	322	59,000
Reproduction/Xerox Services	32,658	8,747
Dormitory Services	8,320	2,400
Income from Sale of Books	2,800	-
<b>Total Other General and Service Income</b>	<b>44,099.34</b>	<b>70,147.00</b>
<b>TOTAL GENERAL AND SERVICE INCOME</b>	<b>61,266,584</b>	<b>80,411,337</b>
<b>BUSINESS INCOME</b>		
Rent/Lease Income	6,788,835	2,254,549
	<b>6,788,835</b>	<b>2,254,549</b>
<b>OTHER INCOME</b>		
Income from Grants and Donations	33,828,254	-
Interest Income	849,559	293,643
Gain on Foreign Exchange	-	-
Gain on Sale of Assets	6,035	-
Other Gains	-	-
	<b>34,683,848</b>	<b>293,643</b>
<b>TOTAL INCOME</b>	<b>102,739,267</b>	<b>82,959,528</b>





REPUBLIC OF THE PHILIPPINES  
**DEPARTMENT OF AGRICULTURE**  
**PHILIPPINE COCONUT AUTHORITY**

Elliptical Road, Diliman, Quezon City Tel. No.: 928-4501 to 09  
P.O. Box 1386, Manila, TIN # 000724616  
<http://www.pca.da.gov.ph>



**SCHEDULE OF EXPENSES**  
**For the Month Ended March 31, 2014**  
**(With Corresponding Figures for March 2013)**  
**(In Philippine Peso)**

Particulars	2014	2013
<b>Personal services</b>		
Salaries and wages	55,128,274	61,593,280
Other Compensation		
Personnel economic relief allowance (PERA)	2,886,567	5,009,445
Representation allowance (RA)	1,119,051	1,881,966
Transportation allowance (TA)	572,917	1,103,655
Clothing/Uniform Allowance	-	-
Collective Negotiation Agreement (CNA)	-	20,244,377
Subsistence allowance	-	-
Productivity Incentive Bonus (PIB)	18,000	-
Anniversary Bonus	-	-
Productivity Enhancement Incentive (PEI)	-	-
Honorarium	-	45,600
Longevity pay	64,282	231,278
Overtime and night pay	548,970	659,188
Cash gift	-	-
Year-end bonus	-	-
<b>Total other compensation</b>	<b>5,209,787</b>	<b>29,175,509</b>
Personnel benefit contributions		
Life and retirement insurance contributions	4,189,646	6,373,382
Pag-IBIG contributions	129,853	226,300
Philhealth contributions	331,625	490,184
ECC contributions	133,174	216,898
<b>Total personnel benefit contributions</b>	<b>4,784,097</b>	<b>7,306,764</b>
Other personnel benefits		
Vacation and sick leave benefits	444,522	7,286,471
Counsel allowance	16,800	-
Loyalty award	-	-
Per diem of directors	71,400	-
Performance-Based Bonus (PBB)	-	-
Others	-	1,347,500
<b>Total other personnel benefits</b>	<b>532,722</b>	<b>8,633,971</b>



Particulars	2014	2013
<b>Total Personal Services</b>	65,654,880	106,709,524
<b>Maintenance and other operating expenses (MOOE)</b>		
Traveling expenses		
Local	4,111,413	2,315,770
Foreign	87,197	
<b>Total traveling expenses</b>	<b>4,198,610</b>	<b>2,315,770</b>
Training and scholarship	1,104,786	4,125,060
Supplies expense		
Office supplies	2,391,730	1,206,139
Medical, dental and laboratory expense	179,535	334,497
Gasoline, oil and lubricants	3,239,164	2,279,339
Agricultural and marine supplies	28,415,804	46,725,351
Textbooks and instructional materials	-	
Accountable forms	25,376	30,796
Other supplies	12,024,779	672,433
<b>Total supplies expense</b>	<b>46,276,388</b>	<b>51,248,555</b>
Utility expense		
Water	506,518	410,231
Electricity	2,469,693	2,722,079
Fuel	685	
<b>Total utility expense</b>	<b>2,976,896</b>	<b>3,132,310</b>
Communication expense		
Postage and deliveries	135,074	146,887
Telephone/Mobile	844,376	942,243
Internet	138,836	182,909
Cable, satellite, telegraph and radio	-	1,930
<b>Total communication expense</b>	<b>1,118,286</b>	<b>1,273,969</b>
Membership Dues & Contribution Expenses	-	
Awards, prizes and other claims	-	
Advertising, promotional and marketing expense	16,704	31,079
Printing expense	84,500	224,882
Rent/lease expense	1,056,949	1,360,869
Representation expense	51,321	181,487
Transportation expense	1,198,855	205,410
Storage expense	-	-
Subscription expense	72,502	97,638
Professional services		
Legal services	1,600	10,700
Auditing services	128,395	189,628
Consultancy services	260,000	100,000

Particulars	2014	2013
General/janitorial services	16,598,702	10,296,136
Security services	3,394,873	5,250,616
Other professional services	20,547,213	12,434,879
<b>Total professional services</b>	<b>40,930,782</b>	<b>28,281,959</b>
Repairs and maintenance		
Buildings and other structures	477,492	67,633
Other structures	159,373	40,914
Office equipment	83,440	29,955
Furniture and fixtures	-	
IT equipment	31,110	17,764
Machinery	5,340	71,823
Agricultural and marine equipment	7,249	110,338
Communication equipment	-	2,686
Medical, dental and laboratory equipment	8,709	49,580
Technical and scientific machinery equipment	-	4,910
Other machinery and equipment	4,730	43,624
Land transport equipment	571,457	616,244
Other property, plant and equipment	-	140,225
<b>Total repairs and maintenance</b>	<b>1,348,899</b>	<b>1,195,696</b>
Extraordinary and miscellaneous expense		
Extraordinary expense	423,453	169,975
Miscellaneous expense		7,010
<b>Total extraordinary &amp; miscellaneous expenses</b>	<b>423,453</b>	<b>176,985</b>
Donation	2,677,500	53,018
Taxes, duties and premiums		
Taxes, duties and licenses	6,106,372	310,555
Fidelity bond premiums	509,873	179,225
Building insurance	816,686	703,040
Equipment insurance	11,444	570,618
Vehicle insurance	540,119	183,290
Flood/typhoon insurance	-	
<b>Total taxes, duties and premiums</b>	<b>7,984,494</b>	<b>1,946,728</b>
Non-cash expense		
Bad debts expense	-	
Depreciation expense	3,124,868	1,918,036
<b>Total non-cash expenses</b>	<b>3,124,868</b>	<b>1,918,036</b>
Losses	-	44,514
Other MOOE		
Athletic and social events	17,967	26,998
Duplication costs	72,881	19,916
Meetings and conferences	292,104	174,949
Survey and research expenses	41,378	23,657

Particulars	2014	2013
Staple food expenses	-	42,000
Laundry expenses	-	13,678
Others	287,429	348,706
<b>Total Other MOOE</b>	<b>711,759</b>	<b>649,904</b>
<b>Total MOOE</b>	<b>115,357,552</b>	<b>98,463,869</b>
<b>Financial expenses</b>		
Interest expense	13,271	13,735
Bank charges	-	2,779
Other financial charges		6,393
<b>Total financial expenses</b>	<b>13,271</b>	<b>22,906</b>
<b>Total Expenses</b>	<b>181,025,703</b>	<b>205,196,299</b>